

PROTECTING OUR BUSHLAND

Grow Me Instead!

A GUIDE FOR GARDENERS IN
THE GREATER SYDNEY DISTRICT

Contents

Introduction	3-4
Protecting our bushland	5
The value of bushland	6
You can make a difference	7-9
Cootamundra Wattle/Alternatives	10-11
Mt Morgan Silver Wattle/Alternatives	12-13
Box Elder/Alternatives	14-15
Cocos Island or Queen Palm/Alternatives	16-17
Climbing Asparagus/Alternatives	18-19
Butterfly Bush or Summer Lilac/Alternatives	20-21
Monbretia/Alternatives	22-23
Scotch or common broom/Alternatives	24-25
Lantana or Shrub Verbena/Alternatives	26-27
Formosa Lily/Alternatives	28-29
Black Eyed Susan/Alternatives	30-31
Sycamore maple/Alternatives	32-33
English Ivy/Alternatives	34-35
Common Holly/Alternatives	36-37
Golden Bells/Alternatives	38-39
White arum lily/Alternatives	40-41
Mirror plant/Alternatives	42-43
Stopping the spread of Invasive Garden Plants	44-45
Acknowledgments	46-47

Introduction

This guide is produced because...

Many of the plants that have become invasive have come from private gardens. By selecting plants carefully at your local nursery or garden centre or from the alternative plants suggested here you can achieve an environmentally 'friendly' garden and in so doing, help preserve indigenous species and habitat for native fauna.

The list has been developed with the assistance of various land and water conservation groups, councils and NGINA to identify those plants that already have a damaging effect in our environment and also those that have potential to become a major problem in the present and not too distant future!

This booklet targets an initial focus group of plants recognised as invasive of Sydney bushland and known as "garden escapes". Your garden may already contain some of these or there may be others that have the same potential to become escapes. Your vigilance in helping control invasive plants is the best possible outcome this booklet can produce.

There is also a small number of suggestions of either Australian or non-Australian origin as alternative choices for your garden plantings, no doubt your garden centre or nursery will offer you more. Please question suggestions or your own choices as to the potential for these to become invasive.

The Sydney Basin contains different bioregions, which means each region differs from the other in soil type and climate and even in the plants and animals it supports.

To halt the threat of garden escapes and preserve the natural beauty of our environment now and into the future, a unified effort by local nurseries, local councils and other government agencies such as NSW Agriculture and bush regeneration groups is necessary.

"Stopping the spread of Invasive Plants", a Natural Heritage Trust project developed by the former Hawkesbury Nepean Catchment Management Trust focused on the Hawkesbury Nepean landscape but it is applicable Sydney wide.

This Grow Me Instead Program (formerly “Discovering Alternatives to Garden Escapes”) is co-ordinated by the Nursery & Garden Industry Australia with the express purpose of:

- Identifying plants grown and sold within the nursery industry that are considered invasive to the environment.
- Identifying suitable alternative suggestions, of both introduced and Australian species where possible.
- Educating the community through the nursery network so that propagation and sale of invasive plants eventually ceases.

The Important Issue

WHAT IS A WEED?

A weed is a plant growing where it is not wanted. Any plant, including ferns or algae can become a weed. Weeds pose a threat to the environment, can adversely impact on human or animal health or cause crop or stock losses.

It should be understood that this project deals only with garden plant escapes in the greater Sydney Basin. It is not intended for use beyond this region.

It is hoped that in time this or similar projects will encompass the state, region by region and eventually at a National level.

It cannot be repeated often enough that weeds and garden plant escapes are extremely regional. What may be a problem in one area, or even one state, may not be so in another. This is why it is so important to check each plant selection with your local council or NSW Department of Primary Industries to ensure that it is not a potential problem of your area or region.

Protecting our bushland

Much of the unique character of the Sydney region is derived from its natural landscape – beautiful waterways and bushland.

This bushland provides habitat, recreational opportunities, clean air and water for our pleasure and much of what inhibits or damages it often goes unnoticed!

Help protect it by choosing plants that will behave themselves and not escape beyond the confines of your garden fence.

Many of the plants innocently introduced from other parts of the world, **as well as plants of Australian origin transposed beyond their region**, now pose a real threat to the long-term health of our environment. This occurs because in adapting to a new bioregion there may be a lack of natural influences to keep a plant in check or the conditions prove ‘too good’ and growth and/or reproduction becomes rampant when compared to that plant’s natural area where this was not so.

Garden escapes can infiltrate and damage bushland irrespective of distance as seeds are carried by wind, the movement of soil and water run-off and ingestion by and later dispersal by birds or small mammals.

Vehicles also transport seed and people unsuspectingly carry seeds in clothing. So no matter where you live, invasive plants listed here or those classified noxious by your council and perhaps growing in your garden, can have an adverse effect on bushland.

These plants are often very good at out-competing local species destroying biodiversity, as well as fauna habitat. They establish quickly from either seed or illegally dumped garden waste and grow rapidly to produce prolific quantities of seed, suckers or bulbs.

Once established these plant escapes are difficult and expensive to control or eradicate.

Please note that not all the invasive plants listed are introduced species, some are Australian native plants that become environmental weeds when planted outside the area where they occur naturally and sometimes even within their natural range.

Many bush invaders are also attractive to the uninitiated gardener and have great appeal as garden plants.

But, don’t be misled! This booklet selects the worst of those still being commonly grown and sold by nurseries, a trend this project hopes to eliminate!

The value of bushland

Natural areas of bush have been severely degraded during the past two centuries. Much of it has disappeared, altering the landscape to suit the immediate needs of agriculture, housing and industry.

Those few bush areas that remain are vulnerable due to the many changes caused by humans living and working in close proximity to them!

But no matter how small, all bushland reserves need to be kept free of environmental weeds and garden plant escapes to prevent further propagation and distribution to other areas.

Our Australian bush, including its many surrounding waterways, is home to a diversity of flora and fauna that deserves to survive the intrusion of human intervention. It provides us with areas of recreational pleasure and largely provides ‘breathing’ space for thousands of lives in urban development.

Varying climates, soil structures and topography make for a unique landscape that creates specific bioregions and micro- climates across the Australian continent. In poetry, referred to as ‘this wide brown land’, it presents us with heartbreaking ‘droughts and flooding rains’ but, it also gives us the opportunity to correct the mistakes of the past and create better conservation practices for the future.

Keeping our eucalyptus, wattles, waratahs, grevilleas and the many other wonderful Australian plants where they belong, without further degradation, is a matter of consequence for us all.

Help care for them by ‘stopping the spread of invasive plants and garden plant escapes’.



Pandorea pandorana ‘Golden Showers’ – Aust. Native Plant

Photo: Lorna Rose

You can make a difference

Whether a dedicated, long-term gardener or a novice, as a resident of greater Sydney you can make a difference – and here are some ways:

- Replace any invasive garden plants with native plants that occur naturally in your area or, select non-native species known to be non-invasive.
- Share your garden space with our wild creatures. Protect even the smallest by providing lizards or frogs with some rocks as refuge from domestic pets.
- Use either Australian or non-Australian plants to provide nectar or seed for birds and thickets of foliage as protection from large marauding birds or cats.
- Compost garden waste such as grass clippings or prunings that may contain seed, or dispose of them in green waste collections provided by council.
- Eliminate seed production on plants that have potential to spread by pruning before seeds set.
- Learn to recognise, or have identified at a local nursery, any plant you suspect is invasive and remove it from your garden.
- Join a local bush care group and receive ‘hands on’ experience as well as up-to-date information on controls.
- Report unkempt and weed infested vacant blocks of ground to the environmental officer of your local council.
- Encourage friends and neighbours to become involved in bush care as ‘custodians’ of their environment by following the same guidelines.

Of the plants targeted by this booklet, most are easily removed as seedlings by hand pulling. Larger plants may need digging out or cutting down. Ask your local nursery or garden centre for information on methods of control.

Ensure all material is disposed of through council green waste collection or by thoroughly composting at high temperature to deliberately kill seed and prevent its germination.

Continued...

The number of bird-spread species listed in this booklet is indication enough that this plant category can pose problems, regardless of proximity or otherwise to natural bushland. Birds are highly mobile and can transport seed across great distances.

Garden plant escapes can become weeds that dominate natural vegetation and infest and choke waterways. They prevent the regeneration of naturally occurring native species, reducing the habitat for native animals, biodiversity of species and severely altering the visual character of the landscape.

All plants, especially weeds, compete for moisture, sunlight and space, depriving more desirable plants. Weeds increase the fuel load, making areas more fire prone or conversely they may make areas impossible to burn so that plants dependent on occasional fire or smoke to regenerate no longer survive there. Some even have the ability to secrete chemicals from their leaves and roots, making soil toxic to other more desirable plants.

In outer rural areas of the Sydney Basin, offices of NSW Department of Primary Industries may be of help in identifying plants of concern.

Councils have Environmental or Weeds Officers that can help with your enquiry or take any dubious specimen to your nearest botanical garden such as Royal Botanic Gardens Sydney, Mt Tomah or Mt Annan.

Your environmental future and that of succeeding generations is dependent on our ability to correct the mistakes of the past. Be a part of helping to protect our environment and its unique bushland so that future generations will be able to experience the pleasure of its natural beauty.

How you can become more involved...

Being involved in your environment, caring for the natural landscape can be rewarding experience and a totally absorbing one! It can lead to the entire family participating, but never feel that as just one person you can't make a difference!

May we remind you of the old rhyme:

“little drops of water and little grains of sand, make the mighty ocean and the wide, great land”

It is in the sum of the whole that individual effort finds meaning.

Gardeners can help protect the environment with greater awareness of invasive plants and by following some of the guidelines set out on page 7.

Extend your love of green and growing things by joining a bush regeneration group.

You will receive training in plant and weed recognition and weed control methods. As local plants regenerate and prosper your satisfaction and enthusiasm will grow beyond expectations.

You'll embrace new friendships with like-minded folk along the way!

The following web sites are educational and informative. Access may be gained through your local library if you do not have your own facility.

- www.sydneyweeds.org.au
- www.dpi.nsw.gov.au/weeds
- www.weeds.org.au



Hymenosporum flavum – Australian Native Plant

Photo: Lorna Rose



Photo: Lorna Rose

Cootamundra Wattle

Acacia baileyana – Australian Native Plant

Very popular garden wattle with fine, feathery foliage of eye-catching silvery-grey as well as soft balls of golden flower.

Another native plant proven invasive outside its natural region.

HOW IT SPREADS

- Seeds spread by birds rapidly germinate.
- Cross pollinises the already endangered Downy Wattle (*Acacia pubescens*), putting it at further risk of extinction.

Help stop the spread of this wattle by discouraging their use in gardens and by planting the alternatives listed here.



Coastal Myall

Acacia binervia – Australian Native Plant



Photo: Lorna Rose

A good garden plant in the Sydney Basin as one natural to the Blue Mts, Cumberland Plain and Hornsby Plateau. Grows to 10m x 4m. An ideal shade tree with silver-grey foliage and golden, spring blossom.

Blue Bush

Acacia covenyi – Australian Native Plant



Photo: © Murray Fagg
Aust. National Botanic Gardens

Obviously the 'blue' foliage of this small 8m wattle makes it an ideal garden plant for the Sydney region. Found mostly in specialist native plant nurseries.

Sallow or Sally Wattle

Acacia floribunda – Australian Native Plant



Photo: Lorna Rose

An ideal privacy plant with green foliage rather than silvery grey or blue, growing rapidly to 8m, remaining very bushy. Pale yellow, flowers perk up the winter garden.




Photo: Lorna Rose

Mt Morgan Silver Wattle

Acacia podalyriifolia – Australian Native Plant

Natural to the north coast of NSW and QLD, this small 5m tree has become invasive outside its region. The silvery grey foliage has been its main attraction as a garden plant.

HOW IT SPREADS

- It produces masses of seedpods that ripen on the tree and disperse.
- These seeds have a high rate of germination.
- Birds help the spread of seeds.



Coastal Myall

Acacia binervia – Australian Native Plant



Photo: Lorna Rose

A good garden plant in the Sydney Basin as one natural to the Blue Mts, Cumberland Plain and Hornsby Plateau. Grows to 10m x 4m. An ideal shade tree with silver-grey foliage and golden, spring blossom.

Blue Bush

Acacia covenyi – Australian Native Plant



Photo: © Murray Fagg
Aust. National Botanic Gardens

Obviously the 'blue' foliage of this small 8m wattle makes it an ideal garden plant for the Sydney region. Found mostly in specialist native plant nurseries.

Sallow or Sally Wattle

Acacia floribunda – Australian Native Plant




Photo: Lorna Rose

An ideal privacy plant with green foliage rather than silvery grey or blue, growing rapidly to 8m, remaining very bushy. Pale yellow, flowers perk up the winter garden.



Photo: Macbird Floraprint

Box Elder

Acer negundo

Silver and gold variegated forms also revert back to this green form. All grow to 9m to form pretty deciduous shade trees. The mass of seeds produced has made them a major bushland invader.

HOW IT SPREADS

- Produces masses of ‘winged’ seed carried readily on winds.
- Seeds germinate rapidly in gardens, guttering, gaps in paving and driveways etc.
- Wind transfers them from garden to bushland, parks and reserves.
- Removal of these invasive plants is both difficult and very costly.

Nurseries and garden centres must be discouraged from producing and selling this plant and fertile variegated forms. Garden owners are advised to choose from the list of alternative plants.



Sensation Maple

Acer negundo 'Sensation'



Photo: Flemings Nurseries, Victoria

A fruitless (ie. sterile) form of *Acer negundo*, which has better branching structure and brilliant autumn colouring. Tolerates heat and drought, in good conditions may grow beyond 10m in height.

Claret Ash

Fraxinus oxycarpa 'Raywood'




Photo: Lorna Rose

An Australian hybrid, this 10-15m tree is deciduous. Feather-shaped leaves turn claret red in autumn. Neat, medium sized tree for garden or street planting.

Tupelo

Nyssa sylvatica




Photo: Lorna Rose

Decorative, deciduous tree with flat, mid-green leaves turning brilliant colours in autumn.

Almost pyramidal shape, rarely exceeds 10-15m as a lovely garden tree.



Photo: Lorna Rose

Cocos Island or Queen Palm

Syagrus romanzoffianum

Popular since the fifties as an inexpensive, fast growing palm for new gardens, their over-use has created a blot on the landscape and the environment.

Growing up to 12m tall, their stems can give the appearance of a garden planted with telegraph poles!

HOW THEY SPREAD:

- They produce a multitude of seed attractive to larger birds, possums and bats, through which the spread is accomplished.
- Seeds are quick to germinate and plants are well established by the time they become visible in the bush. Removal is difficult and expensive.
- Seeds also move through storm water channels and drains to germinate many miles from the original plant.

If you own this palm try to remove as many seeds and seedling plants as possible. Better still, choose from the alternative palms listed here to replace existing Cocos palms.



Cabbage Palm

Livistona australis – Australian Native Plant



Photo: Lorna Rose

This palm has long stems of dark-green, fan shaped fronds and grows to 12m. Hardy from the coast to the edge of the mountains. Dead fronds take some time to drop.

Alexander Palm

Archontophoenix alexandrae – Australian Native Plant



Photo: Lorna Rose

Smooth, pale-green shafts at the base of feathery, drooping fronds, slightly grey on the under sides. The stem shows rings of leaf scars. From north Qld and best suited to warm zones.

Grows between 10-15m only.

Bangalow Palm

Archontophoenix cunninghamiana – Australian Native Plant



Photo: Lorna Rose

This 10m palm has distinct silvery undersides to the large feather-shaped fronds. As a rain forest palm it is best suited to warm, frost-free zones. Smooth stem with close, horizontal leaf scars. Seeds attract lorikeets to the garden.



Fox Tail Fern

Asparagus densiflorus cv Myers



Photo: Macbird Floraprint

Climbing Asparagus

Asparagus densiflorus cv Sprenger

Most varieties of asparagus ferns for home and garden use are now classified noxious by many government agencies and councils. Soft or fern-like foliage makes them attractive to the uninitiated gardener. Sadly, from gardens they escaped to the wild by various means and are now a huge problem in bushland.



Photo: Macbird Floraprint

HOW THEY SPREAD

- Garden waste dumpings contain seeds and rhizomes that quickly take hold.
- Colourful berries are ingested and spread by birds.
- The movement of soil or water carries the rapidly produced rhizomes and seeds.
- All forms are difficult to eradicate from either garden or bushland.

In bushland these ferns overtake natural species by developing extremely dense thickets that deprive other plants of light as well as destroying habitat for fauna.



Hen & Chicken Fern

Asplenium bulbiferum – Australian Native Plant




Photo: Lorna Rose

Erect and very hardy fern with soft, vivid-green fronds. New plants form on frond tips. Grows to about 1m.

Prickly Rasp Fern

Doodia aspera – Australian Native Plant



Photo: Lorna Rose

Forms clumps of mid-green 30cm fronds with bright pink new growth making it an attractive garden plant in light sun or shade. Likes acidic soil with lots of leaf litter but will adapt to most soils.



Photo: Macbird Floraprint

Butterfly Bush or Summer Lilac

Buddleia davidii

Who would think that this plant with its delightful names could become an environmental weed?

Arching stems carry sprays of tiny gold throated, mauve flowers in spring and summer, attractive to butterflies. Popular as a quick growing privacy plant.

HOW IT SPREADS

- Seeds are spread by wind and water.
- Dumpings of garden prunings easily take root.
- The plant grows readily in damp areas to create shady thickets crowding out natural species and destroying habitat.

Discourage the use of this plant in gardens and choose from others that will prove more environmentally friendly while at the same time still attracting butterflies.



Rondeletia

Rondeletia amoena



Photo: Lorna Rose

Clustered tiny, pink buds open to scented, creamy white, spring flowers, attracting bees. Needs free-draining soil, sheltered site protected from extreme cold or frost. Prune after flowering to reduce ultimate size.

Lasiandra or Princess Flower

Tibouchina urvilleana 'Alstonville'




Photo: Lorna Rose

Evergreen 6m shrub with showy, purple flowers makes this an ideal privacy plant. Suits free draining, enriched acid soils in sheltered, sunny position. Many varieties offer variable flower colour and heights.

Californian Lilac

Ceanothus papillosus 'Blue Pacific'



Photo: Macbird Floraprint

Evergreen 3m shrub (not a true lilac) from warm, western USA, but enjoys cold winters. It has spikes of clustered, vivid blue flowers and shiny dark-green leaves.

Suits gravelly soils and a sunny, N.E. aspect (eg. against a wall).



Photo: Lorna Rose

Monbretia

Crocosmia x crocosmiiflora

Bulbous South African plant, long arching spikes of spring/summer orange flowers, dying down in winter. Thrives almost anywhere in any soil.

HOW IT SPREADS

- Each bulb reproduces at least a dozen bulblets – each one makes a new plant to spread rapidly in gardens.
- The movement of storm water and soil distributes bulbs into bushland and along the banks of rivers and streams.
- Infestations replace plant life natural to the area.

Stop the spread of this invasive garden plant by discouraging its planting in gardens.



Scarborough Lily

Valotta speciosa (syn Cyrtanthus elatus)



Photo: Lorna Rose

Uncommon bulb plant with strappy leaves.

Has 5-6 funnel shaped, bright, clear-red summer flowers.

Multiplies slowly, suitable for garden or pot culture.

Likes sun or dappled shade.

Blue Flax Lily (Paroo lily)

Dianella caerulea – Australian Native Plant




Photo: Lorna Rose

Natural to eastern coastline this plant forms clumps of long dark-green leaves 60cm high.

Tall stems of blue, starry flowers followed by blue berries attract birds.

Likes sun and is frost resistant.



Photos: Anne Bowman

Scotch or common broom

Cytisus scoparius

Declared noxious weed in SA, WA, and parts of NSW, VIC and Tasmania.

Bright yellow pea-type flowers persist over summer.

HOW IT SPREADS

- Each flower produces a pod of five to eight seeds.
- Summer ripened seeds explode from the pod as a scattering mechanism.
- Seed is carried by livestock, humans and the movement of soil or by floodwaters.
- The seeds are viable for long periods of time contributing to succeeding generations of plants.

This plant can arrive in your garden as an uninvited guest and often the tendency is to let it remain because of the bright flowers. Please resist the temptation and scrub it out!



Golden Honeymyrtle

Melaleuca bracteata 'Revolution Gold' –
Australian Native Plant




Photo: Lorna Rose

This beautiful golden foliaged Australian native plant to 3m brings colour all year round. Requires free draining soil and a sunny position but will accept light shaded areas.

Golden Forsythia

Forsythia x intermedia




Photo: Lorna Rose

Grows best in colder parts of the Sydney Basin, a deciduous bush to 4m.

Bare winter stems burst forth golden yellow bells in early spring. Prune immediately after flowering.

Other suggestions: Banksia ericifolia or
Grevillea Honey Gem



Photo: Lorna Rose



Photo: Elwyn Swane

Lantana hybrids

Lantana camara hybrids

Posy-like, brightly coloured, clustered flowers of pink, yellow, red or mauve. Robust shrubs with rough-to-the-touch stems and leaves. Planted alongside fences or letterboxes they thrive on neglect and little water. Given better conditions they become rampant!

HOW IT SPREADS

- Spread is increased by cross-pollination with common lantana.
- Dumped garden prunings easily take root.
- Over-grows natural vegetation.
- Destroys habitat and biodiversity.

The common form of lantana is a noxious weed, these hybrid forms are quickly becoming invasive and both types are costly and difficult to eliminate.



Rock Rose

Cistus x hybridus




Photo: Lorna Rose

Small, drought tolerant, compact (1.5m) shrubs have many colours of flower. Prune often to keep dense. Sage-like to broad leaf forms. Requires free draining soil and full sun in dry climates.

Veronica

Hebe cultivars



Photo: Lorna Rose

Small to medium size, dense, glossy leaved, salt tolerant plants good for coastal conditions, resents frost. Summer flower spikes of white, pink or blue-mauve. Suits mass-plantings and low hedges.

Lilly Pilly, Eugenia, Myrtle

*Syzygium luehmannii dwarf hybrids –
Australian Native Plants*



Photo: © Murray Fagg
Aust. National Botanic Gardens

Shiny foliage, powder-puff white or pink flowers followed by fleshy fruits. Great garden plants in mixed height range. Varieties include 'Crunchy', 'Minipilly' or 'Tiny Trev' and others to suit any specific need.



Photo: Burke's Backyard C.T.C. Productions

Formosa Lily

Lilium formosanum

This bulb from Taiwan has infiltrated bush, reserves, parks & verges of roads.

Trumpet shaped flowers are similar to **but not the same** as the cultivated garden bulb called 'Christmas', 'November', or 'St Joseph's Lily' (*Lilium longiflorum*).

Formosa lily is an invasive bulb with reedy stems about 1m tall with mid-green leaves. Flowers streaked purple on the outside rib of the petals. These appear late spring/early summer. Hence some confusion with *Lilium longiflorum*.

HOW IT SPREADS

- The plant seeds readily, scattered by the long willowy stem as it moves easily on the breeze.
- Seeds germinate readily and bublets also spread through soil and movement of water.

You can stop the spread of this plant by not transplanting bulbs or plants from the bush and by discouraging friends and neighbours from growing it in gardens.



Swamp Lily

Crinum pedunculatum – Australian Native Plant



Photo: Lorna Rose

Rosette of broad leaves and clusters of white, highly fragrant, flowers on 1m stems. Suits any soil, full sun or dappled shade, mildly frost tolerant.

Grows well near ponds or in damp places. Protect from wind in coastal gardens.

Day Lily

Hemerocallis species.



Photo: Lorna Rose

Day lilies are either evergreen or deciduous, can be tall, medium or dwarf with double or single flowers. Wide colour range, early, mid or late flowering seasons.

Generous clumps of strappy leaves, tall flower stems.

Amazon or Eucharist Lily

Eucharis x grandiflora (syn *E. amazonica*)



Photo: Lorna Rose

Forms a thick clump of broad leaves with pure white, highly fragrant, daffodil like blooms. Likes summer humidity, warm winters and well-drained soil with added compost/leaf litter and fertiliser in spring. Can be grown in pots.



Photo: Lorna Rose

Black Eyed Susan

Thunbergia alata

A persistent climber flowers prolifically when young, less as it ages.

By then it has replaced itself by seeding after the bright orange, black-throated summer flowers finish.

HOW IT SPREADS

- Produces an abundant amount of rapid germinating seed.
- Spread easily by garden waste dumpings.
- Seeds dispersed by birds.

This creeper no doubt is bright and cheerful during its flowering period but it is well to remember that the seeds dispersed by birds make it yet another bushland invader.



Snake Vine

Hibbertia scandens – Australian Native Plant




Photo: Lorna Rose

Shrubby climber with bright golden, open-faced flowers, for fences or covering embankments. Thrives in sandy well-drained soils. Grows as a shrub with support and regular tip pruning.

Virgin's Bower

Clematis aristata – Australian Native Plant



Photo: Lorna Rose

The best known native clematis. Profuse spring/summer creamy-white flowers followed by small decorative fruits. Best in dappled shade for summer protection. Displays well on fences or rough walls.

Golden Showers

Pandorea pandorana 'Golden Showers' – Australian Native Plant



Photo: Lorna Rose

More colourful than common 'wonga wonga' vine (*P. pandorana*) has clusters of small trumpet-shaped yellow flowers. Dense foliage and rapid growth that happily covers pergola, trellis or shed to 6m.



Photo: Barbara Harley

The following three garden escapes are applicable in the Highlands region only.

Sycamore maple

Acer pseudoplatanus

A large deciduous tree with palm-shaped lobed leaves is another example of a garden plant escaped to our environment. Pendulous flower clusters turn to masses of winged seed.

HOW IT SPREADS

- Through an abundance of winged seeds easily carried on wind.
- Seeds quickly germinate to establish in bushland reserves.
- Developing plants are not easily seen until large and then are difficult and costly to remove.

Replacement of this tree by species that do not set fertile seed is encouraged.



Tulip tree

Liriodendron tulipifera



Photo: Lorna Rose

A beautiful, deciduous tree to 20m. Mid-green leaves of four lobes, turn golden yellow in autumn. The tulip-like, summer flowers are green with an orange band.

Slender but useful shade tree.

N.B. Variegated form shown.

Tupelo

Nyssa sylvatica




Photo: Lorna Rose

A deciduous tree prized for brilliant gold and red autumn colour even in warmer zones. Pyramidal in shape, it rarely exceeds 10-15m and makes a lovely garden tree.

Scarlet Oak

Quercus coccinea



Photo: Flemings Nurseries, Vic.

A deciduous, broadly spreading tree to 25m in cold climates, less in warmer zones. Long, glossy, dark-green, deeply lobed, toothed leaves turn bright red in autumn.



Photo: Macbird Floraprint

Applicable in the Highlands region only.

English Ivy

Hedera helix

Large, dark-green, lobed leaves on a tightly clinging vine used unsuspectingly to cover brick walls, or sheds or as ground cover beneath trees. Without pruning control, it smothers everything, debilitates trees and sets a lot of seed.

HOW IT SPREADS

- Sets a prolific amount of black seed berries attractive to birds and quickly spread by them.
- Tenacious and invasive aerial roots cling to trees smothering the bark.
- Aerial roots destroy mortar joints.
- Clippings of excess growth easily take root when dumped on unused ground or bushland areas.



Star Jasmine

Trachelospermum jasminoides



Photo: Ekwyn Swane

Suits either full shade, semi-shade or full sun. A dense covering for fence, pergola or trellis has glossy, dark-green leaves. Scented white, star shaped, summer flowers. Yellow flowered and variegated leaf forms also available.

Gum Vine

Aphanopetalum resinosum – Australian Native Plant



Photo: © Murray Fagg
Aust. National Botanic Gardens

Dense, vigorous climber with dark-green almost pointed leaves, bluntnly toothed. Small, greenish flowers expand as their seed matures. Suits well composted but free draining soil and adapts to light shade.

Native Grape

Cissus antarctica – Australian Native Plant



Photo: Unknown

Climber grown for its lobed and dentate mid-green foliage. Flowers are insignificant. This variety and other cultivars can be found in indoor plant sections of nurseries but it is hardy outdoors.



Photo: Elwyn Swane

Applicable in the Highlands region only.

Common Holly

Ilex aquifolium

Slow growing when young but can reach a massive 20m (65ft) in maturity.

Glossy, dark-green leaves are spiny and sharply toothed. Bright-red winter berries occur only after pollination between male and female plants.

HOW IT SPREADS

- There are always enough male and female plants to assure berries.
- Birds and small mammals ingest berries and are then spread by them.
- Seedlings and maturing plants are costly and difficult to remove.
- Berries of species such as cotoneaster and firethorn (*Pyracantha*) are spread in the same manner.
- All are quickly established and must be avoided.

While berried plants add texture to the garden it is time we avoided those that so readily naturalise in bushland.



Fragrant Olive or holly osmanthus

Osmanthus heterophyllus



Photo: Machbird Floraprint

Similar in looks to holly, with mid-green, finely toothed leaves and small but highly scented flowers. Can be grown as a tree (4m), an informal hedge or espaliered. Requires good drainage, moisture in summer.

Sasanqua

Camellia sasanqua



Photo: Lorna Rose

This hardy camellia type has a wide range of heights, colours and flower form.

Both sun hardy or shade tolerant it requires enriched acid soil and good drainage.

Powder Puff Lilly Pilly

Syzygium wilsonii – Australian Native Plant



Photo: © D. Greig
Aust. National Botanic Gardens

3m shrub has bright pink spring growth that turns shiny, dark-green. Bunches of large, red pom-pom flowers in spring/summer, then white fleshy fruit attractive to birds. Some shade or shelter required when young, also good in containers.



Photo: Macbird Floraprint

The following two garden escapes are applicable to the Hawkesbury Sandstone region only.

Golden Bells

Tecoma stans

South American plant with lance-like, mid-green scaly leaves in pinnate form. (ie like a feather). Yellow trumpet shaped flowers have fine lines of red within the mouth and on upper lobes of the trumpet.

HOW IT SPREADS

- Produces masses of long pea-like pods packed with seed.
- The seeds are scattered by birds and carried by the movement of soil and water.
- Seeds readily germinate to infiltrate bushland reserves and parks.

This plant is already a substantial weed of the Hawkesbury Sandstone and Cumberland Plain region and has been a commonly grown garden plant. Its use must be stopped.



Fringed wattle

Acacia fimbriata – Australian Native Plant




Photo: Lorna Rose

Bushy 7m tree with fine, dark-green leaves, making bronze tips in spring and perfumed, pale lemon to golden flower balls. Suits a variety of soils with good drainage.

Native Frangipani

Hymenosporum flavum – Australian Native Plant




Photo: Lorna Rose

Clusters of scented, creamy yellow flowers cover the tree in spring amid shiny, dark-green leaves.

Will not grow much beyond 10-15m in the garden but much taller in the wild.

Reasonable frost tolerance.

Golden Forsythia

Forsythia x intermedia




Photo: Lorna Rose

Best for colder parts of the Sydney Basin, a deciduous bush to 4m useful as hedging.

Bare winter stems burst forth golden yellow bells in early spring. Cut back immediately after flowering.



Photos: Lorna Rose

NB: *Zantedeschia elliottiana* (inset) is not a recommended species, as it will also spread.

Applicable to Hawkesbury Sandstone region only.

White arum lily

Zantedeschia aethiopica

This white, spathed and perfumed lily widely used in floristry has engulfed gutters, streams, waterways and wetland bogs and is now a widespread, environmental weed!

HOW IT SPREADS

- Produces a prolific amount of seed.
- These wash down gutters and streams and germinate readily.
- Birds and small mammals also disperse the seeds through their droppings.
- Any moist soil will be quickly infiltrated.

The use of this plant must be discouraged within floristry and for the home garden. Its spread must be stopped.



Calla lily

Zantedeschia Calla Hybrids



Photo: Lorna Rose

Dwarf hybrid forms useful for floristry in colours from pale pink to red, pale gold to orange. Spotted, dark green leaves die down in winter. Need rich, well-drained soil.

Swamp Lily

Crinum pedunculatum – Australian Native Plant



Photo: Lorna Rose

Rosette of broad leaves with clusters of white, highly fragrant flowers on 1m stems. Suits almost any soil, full sun or dappled shade, mildly frost tolerant. Good beside ponds or in damp places.

Amazon or Eucharist Lily

Eucharis x grandiflora (syn *E. amazonica*)



Photo: Lorna Rose

Uncommon lily with thickly clumped broad leaves. Pure white, scented, daffodil-like blooms. Likes summer humidity, warm winters and well-drained soil with added compost/leaf litter, fertiliser in spring. Can be grown in pots.




Photo: Lorna Rose

This garden escape is applicable to coastal zones only.

Mirror plant

Coprosma repens

New Zealand plant with dense, dark-green, very glossy leaves that almost carry a reflection. Very salt resistant and widely used for coastal plantings.

HOW IT SPREADS

- Where several plants exist they cross-pollinate and then bear light-red berries.
- These berries are attractive to birds and distributed effectively by them.
- Seeds within the berries germinate rapidly.
- The plant easily takes root from garden waste dumpings.



Boobialla

Myoporum insulare – Australian Native Plant



Photo: Lorna Rose

Compact 4m bush covered with fleshy leaves from ground to top. Tiny white, spring flowers followed by fleshy, purple berries. Drought and frost tolerant it withstands coastal sites. Good drainage necessary.

Lilly Pilly

Acmena smithii – Australian Native Plant

Hybrid dwarf forms



Photo: © Murray Fagg
Aust. National Botanic Gardens

Lilly Pilly now comes in many hybrid forms with varying heights. Bright pink spring leaves develop to shiny, dark-green foliage. Fluffy balls of creamy summer flowers, followed by pink to purple, rounded fruits popular with birds and small mammals.

Pohutukawa or NZ Christmas Bush

Metrosideros excelsa



Photo: Lorna Rose

Evergreen shrub to 3m, useful for seaside gardens. Glossy, dark-green leaves are a dense background to the brilliant red, powder-puff like flowers. Rarely suffers pest or disease problems.

Stopping the spread of Invasive Garden Plants

AIMS

- To establish the Nursery & Garden Industry NSW and ACT as a proactive and self regulatory force in determining its future in regard to the control of invasive species without need of government legislation.
- To encourage all producers and sellers of garden plants to genuinely commit to the termination of propagation and sale of plant material known to be invasive of natural bush landscapes.
- To have nurseries cooperate with and fully commit to the work of weed advisory committees, councils, land-care and bush regeneration groups on a regional basis to eliminate invasive plants specific to each area.
- To educate and encourage the gardening and non-gardening public to be mindful of their obligations to the natural landscape of this country in eliminating from gardens, plants either Australian native or non native species, now known to be invasive and to evaluate plant choices on potential invasiveness.

OBLIGATIONS

- To improve the standards of the landscape, nursery and garden industry through accreditation and professional conduct, to guarantee invasive plants are not grown, sold or planted, resulting in greater awareness of, and information to consumers in regard to invasive species.
- To commit this industry to the restoration and rehabilitation of natural bushland through the prevention of propagation, importation, movement and sale of invasive plant species.

STRATEGIES

- Implement an active policy within the nursery and garden industry to prohibit propagation and sale of plants known to be invasive and monitor plants that display positive invasive characteristics.

- Co-operatively work with relevant land and bush care agencies as well as NSW Agriculture toward early detection, prevention, use and circulation of invasive species as the most effective control in the protection of natural landscapes.
- Liaise with AQIS and NSW Department of Primary Industries to achieve better control of plant imports within the nursery and garden industry through consultation and conciliation, thereby reducing the import of potential invasives.
- To help prohibit the movement of plants not considered invasive in one state or region from import to the State of NSW where they are known to be invasive through interaction with other states.
- Establish cooperative communication with plant breeders and hybridists to ensure new hybrids and cultivars are thoroughly trialled and tested through a range of climates and soils to reduce incidence of accidental invasiveness.
- Establish and administer effective education of qualified and non-qualified nursery staff as well as purchasing officers and staff working throughout hardware chains and department store garden centres, in regard to the catastrophic results of invasive garden plants in bushland.
- Establish public awareness of invasive plants through garden clubs, workshops, print and television advertising campaigns and the horticultural media, including publishers, authors, writers, photographers, presenters of garden programs on radio and television.
- As part of this industry's commitment to extend the fullest support to all agencies involved in the work of bush regeneration and rehabilitation through whatever means are available to "Stopping the spread of invasive plants".
- To support research into invasive plants, their means of reproduction and dispersal as well as possible biological or cost effective means of control.
- To reduce the cost to the community of crop and stock losses in controlling weeds and garden plant escapes, now estimated to cost between 4 and 6 billion dollars annually.

Acknowledgments

The Nursery and Garden Industry NSW & ACT wish to thank all past and present members of the Discovering Alternatives to Garden Escapes (DAGE committee) and Grow Me Instead (GMI) Program, for their contribution of time, expertise and knowledge in assisting with this garden plant escapes project.

They include:

- Mr Peter Gorham – Regional Coordinator Weeds, NSW Department of Primary Industries
- M/s Cheryl Bate and M/s Rosanna Luca – Sydney North and Sydney West-Blue Mts Regional Weeds Committees
- M/s Jo Lynch – Sydney Central and South West Sydney Regional Weeds Committees
- Mrs Sue Martin – Environmental Education Officer, Baulkham Hills Shire Council
- Mrs Nikki Greenyer – Member Australian Association of Bush Regenerators
- Mr Phil Murphy – Natural Resources Officer, Parramatta City Council
- Mr Paul Marynissen – Noxious Weeds Officer, Hornsby Shire Council
- Miss Virginia Bear – Little Gecko Bushland Management Consultancy
- Mr Peter Dixon – Executive Officer, Sydney Metropolitan Catchment Management Authority
- Mrs Judith Rawling – Restoration Ecologist, Urban Bushland Management Consultants
- Mr Rudi Fabian – Garden Centre Development Officer, NGINA
- Mr Michael Danelon – Nursery Industry Development Officer, NGINA
- Mr Don Ainsworth – former CEO, NGINA
- Miss Elwyn Swane MAIH, Project Coordinator DAGE and Grow Me Instead, NGINA

NGINA and the DAGE & GMI projects are indebted to the enormous contribution made by government agencies and local councils for their cooperation and funding for the duration of the project and offer our sincere thanks to each of the following:

- Australian Association of Bush Regenerators
- Baulkham Hills Shire Council
- Blue Mountains City Council
- Cooperative Research Centre for Weeds
- Campbelltown City Council
- Cattai Catchment Management Committee
- Department of Infrastructure, Planning and Natural Resources
- Hawkesbury City Council
- Hawkesbury Nepean Catchment Management Authority
- Hornsby Shire Council
- Horticulture Australia Limited
- Ku-ring-gai Council

- Liverpool City Council
- Manly Council
- Mosman Municipal Council
- Natural Heritage Trust
- North Sydney Council
- NSW Department of Primary Industries
- Nursery and Garden Industry NSW & ACT
- Parramatta City Council
- Pittwater Natural Heritage Trust Association
- Randwick City Council
- Sydney Central and South West Sydney Regional Weeds Committees
- Sydney North & Sydney West-Blue Mts Regional Weeds Committees
- Sydney Metropolitan Catchment Management Authority
- Upper Parramatta River Catchment Management Trust
- Urban Bushland Management Consultants
- Warringah Shire Council

We offer our thanks to some of the now non-functional catchment management 'trusts' or 'committees' for their support during the time of their existence.

We are also indebted to Miss Lorna Rose for the use of her photographs in both the booklet and websites www.sydneyweeds.org.au and www.ngia.com.au and gratefully acknowledge her support of the project.

Other photographic contributions have kindly been made by the Australian National Botanic Garden, Canberra, Burke's Backyard CTC Productions, Macbird Floraprint and Fleming's Nurseries Victoria.

NGINA gratefully acknowledge funding provided by the Federal Government through Horticulture Australia Limited to support the position of the Project Co-ordinator during the extensive period of time required to bring the project to fruition.

Also, the NSW Minister for Environment and Conservation, The Hon Bob Debus, through Environmental Trust funding, made possible the publication of the first edition of Grow Me Instead.

This second edition of Grow Me Instead is made possible through National Landcare Program Funding, also enabling extension of the Grow Me Instead Program through a series of educational workshops and seminars to emphasise environmental responsibility within the nursery and garden industry and the wider community.

NGINA and the DAGE committee express their sincere thanks for this bequest.

It is only with this assistance that we are able to bring to the public's attention the problem of garden plants that invade and degrade our natural landscapes.



This project has been assisted by the New South Wales
Government through its Environmental Trust.



Australian Government

Department of Agriculture, Fisheries and Forestry
National Landcare Program



Nursery & Garden Industry
NSW & ACT

Nursery & Garden Industry NSW & ACT
ABN 36 001 075 574

344-348 Annangrove Road, Rouse Hill NSW 2155
PO Box 3013 Rouse Hill NSW 2155
Phone: (02) 9679 1472 Fax: (02) 9679 1655
Email: info@ngina.com.au